






SQ4R		
Steps	How? Why?	
Survey	<p>Plan.</p> <p>Read carefully and quickly the subject.</p> <p>Get accustomed to the subject to be studied.</p> <p>Get a global view.</p> <p>Check once more the titles / the different parts / the schemas / the conclusion.</p>	
Question	<p>Positive and dynamic attitude.</p> <p>Ask questions about the subject.</p> <p>The couple questions / answers is one of the best ways to learn.</p>	
Read	<p>Pay close attention and be active (write notes, underline).</p> <p>Try to answer the questions.</p> <p>Pay attention to the facts, the ideas, the accurate sense of the words.</p> <p>You have to read EVERYTHING: the text, the schemas, the tables, ...</p>	
Respond	<p>Assimilate the subject by clearing it.</p> <p>How?:</p> <ul style="list-style-type: none"> - Cut into pieces, parts, concepts - Make tables, mindmaps, schemas, a timeline, ... - Answer the questions. 	
Record	<p>Master the knowledge gained while reciting them or while reproducing the main information.</p> <p>Remember the main themes and the logic between them.</p> <ul style="list-style-type: none"> ➤ It's easier to remember. <p>Set up logical links.</p>	
Review	<p>Take a quick look at your notes right after the end of the study period.</p> <p>This step will be easier if tables, concept networks, summary sheets or recaps have been made during the work process.</p>	